





ProfeLAC® SHEPHERD

MULTI-SPECIES FEEDING GUIDELINES

	LAMBS	Mixing Rate: 130 - 160 g/ Litre	
	KIDS	Mixing Rate: 120 - 140 g/ Litre	
Lambs and Kids should receive ~200mL/1Kg (20%) of its body weight in milk daily.			
DAY OF FEEDING	VOLUME PER DAY	VOLUME PER FEED	FEEDS PER DAY
Day 1 (Colostrum)	20 % bodyweight	-	-
Day 2 - 7	500 mL	170 mL	3
Week 2	1000 mL	333 mL	3
Week 3	1400 mL	700 mL	2
Week 4 – Weaning	1700 mL	850 mL	2
Weaning (7 days)	500 mL	500 mL	1
For lambs and kids sensitive to bovine dairy powders or high lactose levels, feed the lower mixing rate and gradually increase when higher body weight gains are desired. Wean from 6 weeks of age when eating sufficient solid fod and forage.			

	CRIAS – Alpaca & Lama		Mixing Rate: 180 g/ Litre	
	Crias should receive ~100mL/1kg (10%) of its body weight in colostrum on day 1 and daily milk thereafter. Monitor weight regularly to determine daily feeding volume. Divide daily milk volume into 6 daily feeds for first 1-2 weeks; refer to table below. Gradually decrease feedings to 4 daily feeds by 4 weeks, then to 3 daily feeds until weaned.			
Body Weight	VOLUME PER DAY	VOLUME PER FEED	FEEDS PER DAY	POWDER PER DAY
7 kg	700 mL	115 mL	6	125 g
9 kg	900 mL	150 mL	6	165 g
11 kg	1100 mL	185 mL	6	200 g
14 kg	1400 mL	235 mL	6	255 g
16 kg	1600 mL	270 mL	6	290 g
18 kg	1800 mL	300 mL	6	325 g
Wean from 4-6 months of age provided cria has adjusted to good quality forage. Gradually reduce milk replacer feed until cria is completely weaned.				

	FAWNS - Fallow Deer*		Mixing Rate: 200 g/ Litre	
	Fawns should receive ~200mL/1kg (20%) of its body weight in milk daily for the first 3 weeks, 15% (150mL/Kg) between weeks 3 – 6, and 10% (100mL/Kg) afterward. *Red Deer calves require twice the feeding rates of Fallow Deer			
DAY OF FEEDING	VOLUME PER DAY	VOLUME PER FEED	FEEDS PER DAY	
Day 1 (Colostrum)	20 % bodyweight	-	-	
Day 2 - 7	1000 mL	200 mL	5	
Week 2	1000 mL	250 mL	4	
Week 3	1200 mL	300 mL	4	
Week 4	1500 mL	375 mL	4	
Week 5 - 6	1500 mL	500 mL	3	
Week 7 – Weaning	1000 mL	500 mL	2	
Weaning (14 days)	500 mL	500 mL	1	
Wean from 9 -10 weeks of age when eating sufficient solid food and forage.				

	CALVES - Dairy or Beef		Mixing Rate: 125 g/ Litre	
	Calves should receive at least at least 100mL/1kg (10%) of its body weight in milk daily. For best results switch to ProfeLAC GOLD or SILVER.			
DAY OF FEEDING	VOLUME PER DAY	VOLUME PER FEED	FEEDS PER DAY	
Day 1 (Colostrum)	10 % of bodyweight	-	-	
Day 2 - 7	3.0 L	1.5 L	2	
Week 2 - Weaning	4.0 L	2.0 L	2	
Weaning (7 days)	2.0 L	2.0 L	1	
Wean from 8 weeks of age when eating sufficient solid food and forage.				

**FOALS*****Mixing Rate:** 100 g/ Litre (avoid higher concentrations)

Foals should receive at least 100mL/1kg (10%) of its body weight in milk daily. For best results switch to *ProfeLAC SILVER*.
***PONIES require half the feeding rates of Foals.**

DAY OF FEEDING	VOLUME PER DAY	VOLUME PER FEED	FEEDS PER DAY	FEED INTERVAL
1 (Colostrum)	10 % bodyweight	-	-	-
Day 2 - 3	5.0 L	500 mL	10	2
Day 4 - 7	5.0 L	625 mL	8	2 - 3
Week 2	6.0 L	1000 mL	6	4
Week 3	7.5 L	1500 mL	5	4
Week 4 - 7	12.0 L	3000 mL	4	4
Week 8 - Weaning	12.0 L	4000 mL	3	5

Wean between 3-5 months of age if regularly eating solid food, pasture and hay. Gradually reduce daily milk volumes until foal is completely weaned.

**PIGLETS****Mixing Rate:** 160 g/ Litre

Piglets should receive ~200mL/1kg (20%) of its body weight in milk daily. For best results switch to *ProfeLAC PIGLET*.

DAY OF FEEDING	VOLUME PER DAY	VOLUME PER FEED	FEEDS PER DAY
Day 1 (Colostrum)	20 % bodyweight	30 mL	-
Day 2 - 4	360 mL	60 mL	6
Day 5 - 7	500 mL	100 mL	5
Week 2	600 mL	150 mL	4
Week 3 - Weaning	800 mL	200 mL	4
Weaning (7 days)	400 mL	200 mL	2

Wean from 4-5 weeks of age (at least 6 kg body weight). Add milk replacer to solid feed to produce a gruel-like mix to aid solid food intake and early weaning.

**PUPS****Mixing Rate:** 200 g/ Litre

Pups should receive 20mL/100g (20%) of its body weight in colostrum on day 1 and daily milk thereafter for the first 3-4 weeks of life. Monitor weight regularly to determine daily feeding volume. Divide daily milk volume into 4 hourly feeds (6-8 daily feeds) for first 1-2 weeks; refer to table below. Gradually decrease feedings to 4 daily feeds by 4 weeks.

Body Weight	POWDER PER DAY	WATER PER DAY	VOLUME PER DAY	FEEDS PER DAY
100 g	4 g	20 mL	24 mL	Day 1 - 14 6 - 8 feedings
250 g	10 g	50 mL	60 mL	
500 g	20 g	100 mL	120 mL	
750 g	30 g	150 mL	180 mL	
1000g	40 g	200 mL	240 mL	Day 15 - 28 Gradually reduce to 4 feedings
2000 g	80 g	400 mL	480 mL	
3000 g	120 g	600 mL	720 mL	
4000 g	160 g	800 mL	960 mL	

After 4 weeks, convert puppies from bottle to bowl feeding. Once puppy is eating well by lapping, begin mixing puppy food with milk replacer to produce a gruel-like mix. Gradually increase the proportion of puppy food until the puppy is on solid food.

General recommendations: (across all species)

- Colostrum intake in the first 24 hours of life is vital to survival.
- If colostrum is not available from the mother or another dam (same or different species), add a colostrum supplement (if available) or simply add an egg yolk per Litre of milk feed for the first 3 days of life.
- Keep infants warm and dry and out of drafts for first days and week of life.
- Quantities of milk replacer offered should be adjusted to body weight.
- Weigh infant animals regularly to ensure that milk intake is adequate for bodyweight.
- Frequent feeding of small amounts will decrease chances of digestive upsets.
- Where practicable milk feeds should be made fresh. Reconstituted *ProfeLAC SHEPHERD* may be refrigerated up to 24 hours. Discard any unused portion after 24 hours.
- Clean ALL feeding utensils and equipment after each feeding: rinse in lukewarm water, wash with a detergent in hot (80°C) water, rinse with clean water (ideally a 10% bleach solution) and dry thoroughly with a 'clean' towel.
- Consult your veterinarian for any signs of disease, fever, parasites, poor performance etc.
- Fresh, clean water should be available free choice at all times.
- Herbivores: if a starter ration is available, offer small quantities daily from 2 weeks of age. Offer good quality roughage (leafy material) and/or pasture on a free choice basis.